

Saliva Kit Instructions

Please read through and follow each of these steps to ensure your sample is successfully collected.

Do not eat, drink (even water), chew gum, or smoke at least 30 minutes before collecting your sample.



Labeling Your Sample: Your kit will include either a yellow sticker with your information or a blank label. Follow the instructions that match what you received:

If you have a yellow sticker label with your first & last name and date of birth:

- Check that your name and date of birth are correct.
- Place the sticker on the tube without covering the barcode.



If you have a blank label:

- Write your full name and date of birth in the format mm/dd/yyyy in pen.
- Apply it to the tube without covering the barcode.

Name:	_____
D.O.B.:	_____

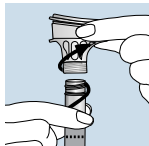
Collect your saliva sample using the directions below:



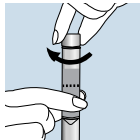
Spit into funnel until the amount of liquid saliva (not bubbles) reaches the fill line shown in picture #1.



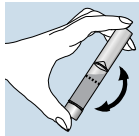
Hold the tube upright with one hand. Close the funnel lid with the other hand (as shown) by firmly pushing the lid until you hear a loud click. The liquid in the lid will be released into the tube to mix with the saliva. Make sure that the lid is closed tightly.



Hold the tube upright. Unscrew the funnel from the tube.



Use the small cap to close the tube tightly.



Shake the capped tube for 5 seconds. Discard or recycle the funnel.

Scan here for a YouTube video on the sample collection process:



Kit Shipment & Return Instructions

Please read through and follow each of these steps to ensure your sample is successfully returned.

Put the **securely capped tube** into the specimen bag with the absorbent pad, then seal the bag.

Write the date you collected your sample in a mm/dd/yyyy format in pen to the label affixed to the inside cover of the box

Remove the prepaid shipping label and **attach it to the back of the original box.**

Close the box and **seal it securely** by removing the film sticker attached to the front of the box.

Drop off your package with the carrier listed on your return shipping label within one day of collection.

Questions?

Contact your study team directly for support.